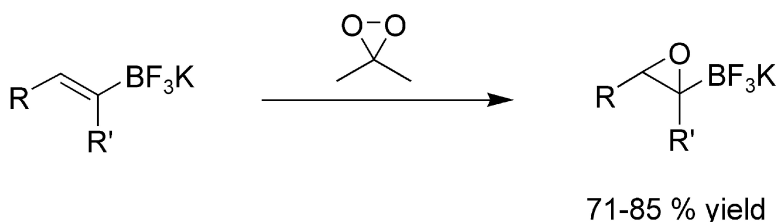


Expanding Organoboron Chemistry: Epoxidation of Potassium Organotrifluoroborates

Gary A. Molander, and Mara Ribagorda

J. Am. Chem. Soc., **2003**, 125 (37), 11148-11149 • DOI: 10.1021/ja0351140 • Publication Date (Web): 19 August 2003

Downloaded from <http://pubs.acs.org> on March 29, 2009



More About This Article

Additional resources and features associated with this article are available within the HTML version:

- Supporting Information
- Links to the 11 articles that cite this article, as of the time of this article download
- Access to high resolution figures
- Links to articles and content related to this article
- Copyright permission to reproduce figures and/or text from this article

[View the Full Text HTML](#)



Expanding Organoboron Chemistry: Epoxidation of Potassium Organotrifluoroborates

Gary A. Molander* and María Ribagorda

Roy and Diana Vagelos Laboratories, Department of Chemistry, University of Pennsylvania, Philadelphia, Pennsylvania 19104-6323

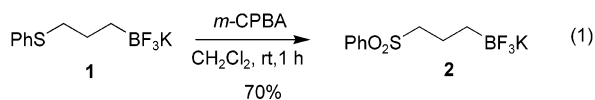
Received March 12, 2003; E-mail: gmolandr@sas.upenn.edu

Organoboron compounds have had a profound impact on organic synthesis.¹ Their unique reactivity has made them among the most versatile organometallic intermediates for the construction of organic molecules.² In many synthetic methods based on organoborons, oxidation of the carbon–boron bond³ has been used as a key step for further or final transformations. However, given the power of modern oxidations to incorporate functionality selectively into organic substrates,⁴ the incompatibility of most oxidants with organoboron compounds⁵ can be regarded as a significant limitation because it severely restricts the ability to modify the organic moiety while retaining the valuable carbon–boron bond.

There are few reports of organic functionality being oxidized in the presence of organoboron compounds wherein the carbon–boron bond remains intact.⁶ In this communication, we describe our initial efforts toward oxidative transformations with potassium organotrifluoroborates (RBF₃K) that lead to interesting materials in which the carbon–boron bond is retained.

Organotrifluoroborate salts have emerged as a new class of air-stable boron derivatives, facile to prepare in high yields and purities,⁷ easy to handle, and feasible to utilize in a number of useful synthetic processes (e.g., Suzuki reactions,^{8,9} rhodium-catalyzed 1,4-additions,¹⁰ and allylation of aldehydes¹¹).

As part of an ongoing program in organoboron research,⁹ we were pleased to discover that the conventional oxidation of a thioether to a sulfone with *m*-CPBA could be performed in the presence of a pendant alkyltrifluoroborate. Thus, potassium 3-phenylthiopropyltrifluoroborate **1**¹² was treated with 2 equiv of *m*-CPBA in CH₂Cl₂ at room temperature, and after 1 h the phenylsulfonylpropyltrifluoroborate **2** precipitated from the reaction mixture (eq 1). Thus, the trifluoroborate moiety not only withstood the oxidative conditions of the peracid, but the acidic conditions of the carboxylic acid byproduct as well.



In view of the unprecedented stability of the potassium alkyltrifluoroborate with peracids,⁵ we pursued the possibility that related boron derivatives might also be stable under other oxidative conditions. One of the most studied oxidation processes is the epoxidation reaction.¹³ Indeed, oxiranes are widely utilized as versatile synthetic intermediates, and the epoxide functional group is also found in a number of interesting natural products.¹⁴ Among the epoxidation reagents that we have investigated,¹⁵ dimethyldioxirane¹⁶ is uniquely effective. We were delighted to find that the reaction of potassium *trans*-1-dec-1-enyltrifluoroborate^{9c} **3a** with 1.2 equiv of dimethyldioxirane at room temperature led to clean and quantitative generation of the epoxytrifluoroborate **4a** (Table 1, entry 1).¹⁷ ¹H, ¹³C, ¹⁹F, and ¹¹B spectroscopy corroborated the

Table 1. Epoxidation of Potassium Organotrifluoroborates with Dimethyldioxirane (0.05 M Solution in Acetone)

entry	organotrifluoroborate	product	% isolated yield ^a
1			85
2			70 ^b
3			71
4			80
5			70

^a >95% conversion by ¹H NMR. ^b Reaction was performed at –78 °C.

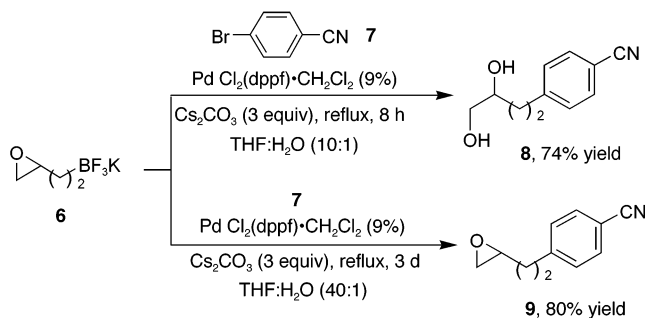
formation of the epoxide and the retention of the trifluoroborate moiety.¹² The potassium epoxytrifluoroborate **4a** was obtained as a white solid, completely stable in the air.

This epoxidation has proved to be efficient with an array of potassium alkenyltrifluoroborates.^{9c} The reaction of the *trans*-styryltrifluoroborate **3b** occurs at –78 °C almost instantaneously (entry 2). Other partners, such as *trans*-3-chloropropenyl trifluoroborate **3c** (entry 3) or 1,1-disubstituted olefin **3d** (entry 4), efficiently afford the desired oxiranyltrifluoroborates. All of the products were isolated as air-stable white solids. The stability of the epoxytrifluoroborates is particularly amazing, given their structural analogy to oxiranyl anions,¹⁸ which are known to be extraordinarily unstable. The covalent nature of the C–B bond thus prevents the detrimental α-elimination process characteristic of most oxiranyl anions. Furthermore, the strong B–F bonds of the tetra-coordinate trifluoroborate not only provide mechanistic resistance against oxidation and protonolysis reactions normally associated with organoboranes but clearly prevent the well-recognized α-transfer reaction at the labile epoxide as well.^{1,2}

In further studies, we have examined the epoxidation process with a potassium ω-alkenyltrifluoroborate. Exposure of potassium 3-butenyltrifluoroborate **5**¹² (easily obtained from the corresponding Grignard derivative)¹⁹ with dimethyldioxirane gave the desired potassium epoxyethyl trifluoroborate **6** in 70% yield after crystallization (entry 5).

Suzuki–Miyaura reactions²⁰ wherein an epoxide resides within the same coupling partner as the boron moiety²¹ are rare and not well documented.²² Thus, with the potassium oxiranylethyltrifluoroborate **6** in hand we conducted a cross-coupling reaction with

Scheme 1



4-cyanophenyl bromide **7** as the electrophile. The previously reported conditions found to be optimal for Suzuki coupling of potassium alkyltrifluoroborates^{9a} [$\text{PdCl}_2(\text{dppf})\cdot\text{CH}_2\text{Cl}_2$ (9 mol %), Cs_2CO_3 (3 equiv) as base, heated at reflux in THF:H₂O (10:1)] afforded the 4-cyanophenyl-1,2-butanediol **8** with a 74% yield after column chromatography. Although this type of cross-coupling/ring-opening process is of interest, more importantly we could perform the desired Suzuki reaction and retain the epoxide by simply decreasing the amount of the water in the solvent mixture (THF:H₂O) to a 40:1 ratio, isolating the purified epoxyethylaryl compound **9** in 80% yield (Scheme 1).

In summary, we have found that potassium organotrifluoroborates possess a reactivity that is complementary to other organoboron compounds, permitting olefin epoxidation with dimethyldioxirane with concomitant retention of the carbon–boron bond. This work thus represents a significant expansion in the chemistry of organoboron compounds. We have described the first potassium α,β -epoxytrifluoroborates, compounds that could have interesting reactivity in analogy to the chemistry of oxiranyl anions. In addition, we have successfully accomplished the first well-documented *B*-alkyl Suzuki–Miyaura cross-coupling reaction with an epoxyalkyltrifluoroborate derivative. Studies directed toward the use of α,β -epoxytrifluoroborates as oxiranyl anion equivalents as well as the exploration of other oxidative processes of organotrifluoroborates are under investigation.

Acknowledgment. We thank Johnson & Johnson, Merck Research Laboratories, Aldrich Chemical Co., Array BioPharma, and Johnson Matthey for their generous support of our program and Dr. Carmem Bernardi for synthesizing compounds **3a–c** and **3e**.

Supporting Information Available: Experimental procedures, compound characterization data, and NMR spectra of **1**, **2**, **4(a–e)**–**9** (PDF). This material is available free charge via the Internet at <http://pubs.acs.org>.

References

- (1) (a) Cragg, G. M. *Organoboranes in Organic Synthesis*; Marcel Dekker: New York, 1973. (b) Brown, H. C. *Organic Syntheses via Boranes*; Wiley-Interscience: New York, 1975.
- (2) (a) Zaidlewicz, M.; Brown, H. C. *Organic Syntheses via Boranes*; Aldrich Chemical Co.: Milwaukee, 2001. (b) Roush, W. R. In *Comprehensive Organic Synthesis*; Trost, B. M., Fleming, I.; Heathcock, C. H., Eds.; Pergamon Press: Oxford, 1991; Vol. 2, pp 1–53. (c) Matteson, D. S. *Stereodirected Synthesis with Organoboranes*; Springer-Verlag, Berlin, 1995. (d) Yamamoto, Y.; Asao, N. *Chem. Rev.* **1993**, *93*, 2207–2293. (e) Suzuki, A. In *Metal-Catalyzed Cross-Coupling Reactions*; Diederich, F., Stang, P. J., Eds.; VCH: Weinheim, Germany, 1998; pp 49–97. (f) Miyaura, N.; Suzuki, A. *Chem. Rev.* **1995**, *95*, 2457–2483. (g) Ollivier, C.; Renaud, P. *Chem. Rev.* **2001**, *101*, 3415–3434. (h) Fagnou, K.; Lautens, M. *Chem. Rev.* **2003**, *103*, 169–196.
- (3) Oxidizing and Reducing Agents. In *Handbook of Reagents for Organic Synthesis*; Burke, S. D., Danheiser, R. L., Eds.; Wiley: Chichester, 1999.
- (4) (a) Schlingloff, G.; Sharpless, K. B. In *Asymmetric Oxidation Reactions: A Practical Approach*; Katsuki, T., Ed.; Oxford University Press: Oxford, 2001. (b) Palucki, M. Finney, N. S.; Pospisil, P. J.; Güler, M. L.; Ishida, T.; Jacobsen, E. N. *J. Am. Chem. Soc.* **1998**, *120*, 948–954. (c) Frohn, M.; Zhou, X.; Zhang, J.-R.; Tang, Y.; Shi, Y. *J. Am. Chem. Soc.* **1999**, *121*, 7718–7719. (d) Adam, W.; Saha-Möller, C. R.; Ganeshpure, P. A. *Chem. Rev.* **2001**, *101*, 3499–3548. (e) Andersson, M. A.; Epple, R.; Fokin, V. V.; Sharpless, K. B. *Angew. Chem., Int. Ed.* **2002**, *41*, 472–475.
- (5) (a) Johnson, J. R.; Van Campen, M. G., Jr. *J. Am. Chem. Soc.* **1938**, *60*, 121–124. (b) Matteson, D. S.; Moody, R. J. *J. Org. Chem.* **1980**, *45*, 1091–1095.
- (6) (a) Brown, H. C.; Mandal, A. K. *Synthesis* **1980**, 153–155. (b) Brown, H. C.; Mandal, A. K. *J. Org. Chem.* **1980**, *45*, 916–917. (c) Singaram, B.; Rangaishenvi, M. V.; Brown, H. C.; Goralski, C. T.; Hasha, D. L. *J. Org. Chem.* **1991**, *56*, 1543–1549. (d) Rasset-Deloge, C.; Vaultier, M. *Bull. Soc. Chim. Fr.* **1994**, *131*, 919–925. (e) Jehanno, E.; Vaultier, M. *Tetrahedron Lett.* **1995**, *36*, 4439–4442. (f) Matteson, D. S. *J. Organomet. Chem.* **1999**, *581*, 51–65. (g) Brauer, D. J.; Pawelke, G. *J. Organomet. Chem.* **2000**, *604*, 43–51.
- (7) (a) Vedejs, E.; Chapman, R. W.; Fields, S. C.; Lin, S.; Schrimpf, M. R. *J. Org. Chem.* **1995**, *60*, 3020–3027. (b) Vedejs, E.; Fields, S. C.; Hayashi, R.; Hitchcock, S. R.; Powell, D. R.; Schrimpf, M. R. *J. Am. Chem. Soc.* **1999**, *121*, 2460–2470. (c) Darses, S.; Michaud, G.; Genêt, J.-P. *Eur. J. Org. Chem.* **1999**, 1875–1883.
- (8) (a) Darses, S.; Michaud, G.; Genêt, J.-P. *Tetrahedron Lett.* **1998**, *39*, 5045–5048. (b) Darses, S.; Genêt, J.-P.; Brayer, J.-L.; Demoute, J.-P. *Tetrahedron Lett.* **1997**, *38*, 4393–4396. (c) Xia, M.; Chen, Z.-C. *Synth. Commun.* **1999**, *29*, 2457–2465. (d) Batey, R. A.; Quach, T. D. *Tetrahedron Lett.* **2001**, *42*, 9099–9103.
- (9) (a) Molander, G. A.; Ito, T. *Org. Lett.* **2001**, *3*, 393–396. (b) Molander, G. A.; Rodriguez Rivero, M. *Org. Lett.* **2002**, *4*, 107–109. (c) Molander, G. A.; Bernardi, C. R. *J. Org. Chem.* **2002**, *67*, 8424–8429. (d) Molander, G. A.; Katona, B. W.; Machrouhi, F. *J. Org. Chem.* **2002**, *67*, 8416–8423. (e) Molander, G. A.; Biolatto, B. *Org. Lett.* **2002**, *4*, 1867–1870. (f) Molander, G. A.; Biolatto, B. *J. Org. Chem.* **2003**, *68*, 4302–4314.
- (10) (a) Batey, R. A.; Thadani, A. N. *Org. Lett.* **1999**, *1*, 1683–1686. (b) Pucheault, M.; Darses, S.; Genêt, J.-P. *Eur. J. Org. Chem.* **2002**, 3552–3557.
- (11) Thadani, A. N.; Batey, R. A. *Org. Lett.* **2002**, *4*, 3827–3830.
- (12) Molander, G. A.; Yun, C.-S.; Ribagorda, M.; Biolatto, B. *J. Org. Chem.* **2003**, *68*, 5534–5539. See Supporting Information for preparation of **1**, **3d**, and **5** and NMR spectra.
- (13) (a) Rao, A. S.; Paknikar, S. K.; Kirtane, J. G. *Tetrahedron* **1983**, *39*, 2323–2367. (b) Johnson, R. A.; Sharpless, K. B. In *Catalytic Asymmetric Synthesis*, 2nd ed.; Ojima, I., Ed.; Wiley-Interscience: New York, 2000; pp 231–285. (c) Jacobsen, E. N.; Wu, M. H. In *Comprehensive Asymmetric Catalysis*; Jacobsen, E. N., Pfaltz, A., Yamamoto, H., Eds.; Springer: Berlin, 1999; pp 649–677. (d) Katsuki In *Catalytic Asymmetric Synthesis*, 2nd ed.; Ojima, I., Ed.; Wiley-Interscience: New York, 2000; pp 287–325.
- (14) (a) Erden, I. In *Comprehensive Heterocyclic Chemistry II*; Katritzky, A. R., Rees, C. W., Scriven, E. F. V., Eds.; Pergamon: Oxford, 1996; Vol. 1A, pp 97–171. (b) Gorzynski Smihy, J. *Synthesis* **2002**, 629–656.
- (15) Epoxidation using *m*-CPBA also affords the epoxide **3a** with excellent conversion, but the product crystallizes together with *m*-chlorobenzoic acid. Attempts to perform a biphasic media reaction with a solution of NaHCO₃ afforded decanal, probably as a consequence of the aqueous basic hydrolysis of the B–F bond in the trifluoroborates (see ref 9a) to a boronic acid or borate that under the peracid conditions affords the enol leading to the aldehyde. Other oxidizing agents such as Davis's oxaziridine or amine *N*-oxides leave the starting alkenyltrifluoroborate intact.
- (16) (a) Murray, R. W. *Chem. Rev.* **1989**, *89*, 1187–1201. (b) Murray, R. W.; Jeyaraman, R. *J. Org. Chem.* **1985**, *50*, 2847–2853. (c) Adam, W.; Chan, Y.-Y.; Cremer, D.; Gauss, J.; Scheutzw, D.; Schindler, M. *J. Org. Chem.* **1987**, *52*, 2800–2803.
- (17) Oxidative B–C bond cleavage with Oxone/acetone is precedented: Webb, K. S.; Levy, D. *Tetrahedron Lett.* **1995**, *35*, 5117–5120. We have confirmed that both 1-alkenylboronic acids and the pinacolboronates provide aldehydes quantitatively upon reaction with *m*-CPBA. Dioxirane oxidation of 1-alkenylboronic acids also provides aldehydes quantitatively, but the corresponding pinacolboronates affords an as yet unidentified oxidation product (not an epoxide) that rapidly decomposes.
- (18) Satoh, T. *Chem. Rev.* **1996**, *96*, 3303–3325.
- (19) Matteson, D. S. *Tetrahedron* **1989**, *45*, 1859–1885.
- (20) Chemler, S. R.; Trauner, D.; Danishefsky, S. J. *Angew. Chem., Int. Ed.* **2001**, *40*, 4545–4568 and references therein.
- (21) For examples where an epoxide resides in the electrophilic partner in the Suzuki–Miyaura reaction, see: (a) Falk, J. R.; Kumar, P. S.; Reddy, Y. K.; Zou, G.; Capdevila, J. H. *Tetrahedron Lett.* **2001**, *42*, 7211–7212. (b) Falk, J. R.; Kumar, P. S.; Reddy, Y. K.; Zou, G.; Capdevila, J. H. *Tetrahedron Lett.* **2001**, *42*, 7213–7215.
- (22) Höfle, G.; Glaser, N.; Leibold, T.; Sefkow, M. *Pure Appl. Chem.* **1999**, *71*, 2019–2024.
- (23) In the absence of water, starting aryl bromide **7** was recovered along with its homocoupling product in a 1:1 ratio.

JA0351140